



TECHNICAL INFORMATION

HAUGH

PERFORMING ARTS CENTER

1000 West Foothill Blvd.
Glendora, CA 91741-1899

(626) 852-8046
hpac@citruscollege.edu

INTRODUCTION

The Haugh Performing Arts Center is a 1,400-seat proscenium venue located on the campus of Citrus Community College, in the heart of Southern California's San Gabriel Valley. Each year the facility is host to about 200 performances, including campus rehearsals, productions, and recitals, professional artist series, and numerous rental events.

Immediately adjacent to the center is a state-of-the-art recording complex, which includes two studios with full analog and digital recording and editing facilities. The complex is fully wired to allow HPAC's mainstage to serve as a studio scoring facility, and to provide high quality studio recording services for performances in the Center. For further information about the Recording Arts complex, contact Tim Jaquette at (626) 852-8069.

The information contained in this document is designed to provide an accurate overview of the facility and its capabilities, and has been organized according to USITT guidelines. We invite your comments and suggestions as we strive to make it increasingly comprehensive, accurate, and useful to facility users.

TABLE OF CONTENTS

Introduction	3
Table of Contents.....	3
General Information.....	4
Management.....	10
Load-In Area	12
Carpentry	13
Lighting.....	16
Sound.....	18
Props.....	22
Wardrobe	24
Attachment A: Area Map	25
Attachment B: Campus Map	26
Attachment C: Groundplan of Stage.....	27
Attachment D: Centerline Section of Theatre	28
Attachment E: Line Plot of Theatre	29
Attachment F: Ground Plan of Facility	30
Attachment G: Seating Chart.....	31
Attachment H: Circuit Chart.....	32
Attachment I: Sound Layout.....	33
Attachment J: House Lighting Plot.....	34
Attachment L: Quick Sheet Info	35
Attachment M: Photographs of the Center.....	36

GENERAL INFORMATION

Mailing Address:

Haugh Performing Arts Center
Citrus College
1000 West Foothill Blvd.
Glendora, CA 91741-1899

Programming:

Performing Arts Center Director
Tiina Mittler
Office: (626) 852-8047
Email: tmittler@citruscollege.edu

Administrative Secretary
Michelle Russell
Office: (626) 852-8046
Email: mrussell@citruscollege.edu

Technical Services:

Technical Director
Dan Vilter
Office: (626) 852-8049
Email: dvilter@citruscollege.edu

Shop Supervisor / Master Carpenter
John Patrick
Office: (626) 852-8048
Email: jpatrick@citruscollege.edu

Box Office (Tickets):

(626) 963-9411 (24-hour message)
Tues-Sat 11AM-4PM and
One hour before performances
Online orders: www.haughpac.com
General email: hpac@citruscollege.edu

Marketing / FOH Operations
Gene Michael Barrera
Office: (626) 852-8045
Email: gbarrera@citruscollege.edu

Graphic Designer
Diane Berendes
Office: (626) 857-4135
Email: dberendes@citruscollege.edu

Stage Manager / Rental Coordinator
Karen Taulbee
Office: (626) 852-8050
Email: ktaulbee@citruscollege.edu

Backstage Message:
Mon-Fri 8AM - 5PM: (626) 852-8046
After hours: (626) 852-8050

Coordinates:

117° 53.307' West, 34° 08.120' North
745 feet above sea level

Time Zone

Pacific (eight (8) hours after Greenwich)

Airport Access

Ontario International Airport (ONT): 23 miles (37.01 km) to venue. Drive time, rush hour: 1 hour, 10 minutes. Drive time, no traffic: 25 minutes. Average drive time: 45 minutes. **Most convenient to venue.**

Los Angeles International Airport (LAX): 34 miles (53.11 km) to venue. Drive time, rush hour: 3 hours 30 minutes. Drive time, no traffic: 55 minutes. Average drive time: 1 hour 30 minutes.

Burbank Airport (BUR): 33 miles (53.10 km) to venue. Drive time, rush hour: 1 hour 45 minutes. Drive time, no traffic: 40 minutes. Average drive time: 1 hour.

John Wayne Airport (Orange County) (SNA): 40 miles (64.37) to venue. Drive time, rush hour: 2 hours, 30 minutes. Drive time, no traffic: 45 minutes. Average drive time: 1 hour.

Long Beach Airport (LGB): 34 miles (53.11 km) to venue. Drive time, rush hour: 2 hours. Drive time, no traffic: 45 minutes. Average drive time: 1 hour.

Directions to Venue

The Haugh Performing Arts Center is located on the northwest corner of the Citrus College campus, where Citrus Avenue curves east and becomes Foothill Blvd.

If westbound on the 210 freeway: Exit Citrus Avenue. At end of off ramp, turn left. First light is Citrus Avenue. Turn right and proceed north about 1 and 1/4 mile (2.01 km). You will pass Alosta Avenue (signal), Azusa Pacific University (on your right), and the Citrus campus electronic marquee (on the corner of Citrus Avenue and Citrus College Drive; signal). Turn right into the last driveway before the road curves to the right at the signal and becomes Foothill Blvd. There is a monument style sign at the entrance to the parking lot. If you continue around the curve, there is another entrance to the parking lot just past the curve. (Warning: this second entrance is not accessible to buses or large trucks).

If eastbound on the 210 freeway: Exit Citrus Avenue. At end of off ramp, turn left and proceed north on Citrus about 1 and 1/4 mile (2.01 km). You will pass Alosta Avenue (signal), Azusa Pacific University (on your right), and the Citrus campus electronic marquee (on the corner of Citrus Avenue and Citrus College Drive; signal). Turn right into the last driveway before the road curves to the right at the signal and becomes Foothill Blvd. There is a monument style sign at the entrance to the parking lot. If you continue around the curve, there is another entrance to the parking lot just past the curve.

WARNING: Trucks and buses should not use the northern parking lot entrance on Foothill Blvd. A high center hump may catch these vehicles. Trucks and buses should enter and exit via Citrus Avenue.

For additional freeway information, see Attachment A.

Parking

Free parking is available from Friday 4PM thru Sunday night in the lots located west and southwest of the Center. Posted regulations must be observed. Visitors to the Center at other times must purchase a daily permit (\$5.00) from the Campus Safety building located on Citrus College Drive, any automated pay station, or arrange for a temporary permit with the PAC staff.

Buses carrying performers should prearrange drop off and parking locations with the PAC Director or Technical Director. (See "Load-In Area").

On weekends, buses may discharge patrons along the red curb immediately west of the Box Office, in the west parking lot (lot S1). During weekend performances only, buses may then park in the southwest corner of the lot adjacent to Citrus College Drive, near the electronic marquee, or in the stadium lot on the southeast corner of campus (refer to campus map for exact location). In either

situation, buses must park through two facing spaces, NOT across spaces. Parking along the curb is NOT allowed. Campus Safety will ticket buses parked illegally or in the wrong lot!

Trucks containing items for load-in to the backstage area should back into the loading road accessible from the northeast corner of the parking lot on the corner of Citrus and Foothill. (See "Load-In Area") Drivers should NOT leave vehicles parked in the loading road, and should get parking instructions from Technical Director or Stage Manager.

Regardless of the above, all vehicles parked illegally (in loading zones, in marked space but nose out, in "staff" or "client" spaces, or in handicapped spaces without documentation) are liable for fines. Overnight parking is not allowed except by prearrangement. PLEASE NOTE: There is NO BUS/TRUCK EXIT TO FOOTHILL BLVD; LARGE VEHICLES WILL HIGH-CENTER. Buses/trucks MUST exit to Citrus Ave.

Limousine Service

5 Stars Limo Service (800) 889-9557 www.5starslimousine.com

West Covina Limo Service (626) 774-7880 www.westcovinalimoservices.com

Los Angeles Limo (888) 610-6601 www.lalimo.net

Taxi Service

Bell Cab (800) 340-8294

Yellow Cab (800) 305-8294

Lyft and Uber also serve our facility

LA Metro

Citrus College is accessible by Metro light rail. Foothill Gold Line APU/Citrus College station is approximately 200 yards (182 Meters) from the Performing Arts Center.

Area Hotels

Doubletree by Hilton Monrovia-Pasadena Area, 924 West Huntington Drive, Monrovia, CA 91016.

Wendy Hein, Sales Coordinator, Direct (626) 775 6243, WHien@doubletreemonrovia.com

Citrus College rate: \$155.00 Weekday, \$145.00 Weekend. **Recommended.**

Home2 Suites by Hilton, 229 S. Azusa Ave, Azusa, CA 91702. Monet Smith, Director of Sales, (626)

239-2015. Monet.Smith2@hilton.com Citrus College rate: \$129.00 *Contact Haugh Staff for*

Booking Link. **Closest Recommended to venue.**

Sheraton Ontario Airport, 429 N. Vineyard Ave., Ontario, CA 91764. (909) 937-8000, fax (909) 937-8028. Contact: Melissa Gonzales. Quoted rate: \$149.00 - 229.00. Call for group rate; no Citrus rate.

Sheraton Suites Fairplex, 601 W. McKinley Ave., Pomona, 91768 (888) 627-8074 or (909) 622-2220 for reservations, fax (909) 622-7575. Quoted rate: \$199 – 307. Call for group rate; no Citrus rate.

Closest four-star hotel to venue.

Restaurants & Delis

Applebee's, 377 N. Citrus Ave., Azusa, (626) 334-5789, family dining, sport bar.

Kara's Korner Diner, 101 W. Foothill Blvd., Glendora (626) 914-9060, family dining, large menu selection, beer/wine. www.karaskorner.com

Congregation Ale House and Brewery, 619 N Azusa Ave, Azusa. (626) 334-2337. Cathedral-themed gastropub and brewery. Open late.

Dai Shogun Japanese Inn, 750 W. Route 66, Ste D, Glendora, 91741 (626) 914-5058, Japanese cuisine.

Dandana, 765 W. Route 66, Glendora, 91741 (626) 335-8100, Bakery, Mediterranean cuisine, and Hookah lounge. www.cafedandana.com

Home Taste, 106 W. Foothill Blvd. Glendora (626) 335-5611, Chinese cuisine, weekday lunch buffet, reasonable prices.

Mantra Coffee Company, 615 N. San Gabriel Ave, Azusa, (626) 812-5231, Local, trendy coffee shop. Open Late. www.mantracoffeeco.com

Maria's Mexican Food, 457 West Foothill Blvd., Glendora (626) 914-6417, informal table service, beer/wine, take-out available. www.mariasmexicanfood.com

Marie Callender's Restaurant, 1175 E. Alostia Ave., Azusa (626) 963-9475, family dining, full bar.

The Old Spaghetti Factory, 1431 Buena Vista St., Duarte, CA (626) 358-2115, family-friendly restaurant, soup, salad, entrée, dessert, drink for 1 price.

Petrillo's, 750 Rte 66 (formerly Alostia Ave.), Glendora, 91741 (626) 335-1289. Italian food; great pizza and good prices.

Plaza Produce, 303 W. Foothill Blvd., Glendora (626) 914-1520. Salad bar, terrific take-out sandwiches, soup, and baked potatoes; sidewalk dining. Closes early. www.plazaproduce.com

Round Table Pizza, 407 West Foothill Blvd., Glendora (626) 963-5997, table service, take-out and delivers. Beer/wine in restaurant only.

Siam Palace Thai Cuisine, 992 E. Alostia Ave., Azusa, 91702, (626) 334-0441, staff favorite. www.siampalacethai.com

Spaghetti Eddie's, 946 S. Grand Ave., Glendora (626) 962-0267, wide variety of Italian food, local favorite, beer/wine. www.spaghettieddies.com

T-Phillips Alehouse and Grill, 180 N. Glendora Ave, Glendora (626) 335, 5898. Trendy and relaxed, peanut shells on the floor. Good food and craft beer selection. Open late. www.tphillipsalehouse.net

Fast Food / Drive Through

Chipotle Mexican Grill, 860 E. Alostia Ave., (626) 969-8274

Del Taco, 445 W. Foothill Blvd., Glendora (626) 335-5515

The Hat, 611 W. Alostia, Glendora (626) 857-0017

The Habit Burger Grill, 834 E Alostia Ave, Azusa (626) 334-1800

In N Out, 324 S Azusa Ave, Azusa (800) 786-1000

Jack in the Box, 877 E. Alostia Ave., Azusa (626) 969-1153

Kentucky Fried Chicken, 806 E. Alostia Ave., Azusa (626) 334-4015

McDonald's, 980 E. Alostia Ave., Azusa (626) 969-2815

Panda Express, 805 El Alostia Ave., Azusa (626) 815-2723

Starbucks, 417 West Foothill Blvd., Glendora (626) 852-0093

Starbucks, 890 E. Alostia Ave., Azusa (626) 335-6763

Taco Bell, 800 E. Alostia Ave., Azusa (626) 334-9595

Accessibility

- Citrus College and Haugh Performing Arts Center staff are committed to making all reasonable accommodations for patrons with disabilities; Contact Director of Operations with specific needs.
- Nine (9) permanent wheelchair locations: Six (6) house left row J, and three (3) house right row J. One (1) fixed companion chair each side; additional portable companion chairs may be used instead of wheelchairs if desired. Additional fixed seats can be removed to accommodate a total of up to sixteen (16) wheelchairs. Four permanent seats are removed to accommodate each of these additional wheelchair spaces.
- Accessible parking spaces located immediately west of the Center; ramped access to public areas and theatre entrances.
- Handicapped accessible restrooms available in both the west and north patios.
- Infra-red (Sennheiser) assistive listening devices available at no charge. 30 headsets available.
- Box office is located at street level with wheelchair accessible counters.

Laundry

One (1) standard, home capacity, washer and dryer are located in the basement. Additional facilities include standard steam iron, ironing table, and professional steamer (wand type).

Nearby Laundromats & Dry Cleaners:

Azusa Coin Wash, 530 S. Citrus Ave, Azusa (626) 331-9102
Launderland, 328 E. Route 66, Glendora, (626) 335-7885
Laundry Express Coin Wash, 947 E. Route 66, Glendora
Same Day Cleaners, 626 W Route 66 #A, Glendora (626) 335-5118
Mayflower Cleaners, 928 S Grand Ave, Glendora (626) 335-8713
Sanders Cleaners, 782 E Alostia Ave, Azusa (626) 334-4712

Local Pharmacies

CVS, 367 N. Citrus Ave., Azusa, (626) 334-7872
CVS, 130 N. Grand Ave., Glendora, (626) 963-0304
Sierra Pharmacy (local Good Neighbor Pharmacy)
210 S Grand Ave, Suite 116, (626) 335-2300
Walgreens, 550 S. Grand Ave., Glendora, (626) 857-0633

Markets

Stater Bros, 1145 E. Alostia, Azusa, (626) 335-2310
7-11, 861 W. Alostia, Glendora, (626) 335-9614
Von's Pavilion, 435 W. Foothill Blvd., Glendora, (626) 963-2913
Grocery Outlet, 355 N. Citrus Ave., Azusa, (626) 334-6355
Sprout's Farmers Market, 655 S. Grand Ave, Glendora, (626) 250-6625

Local Banks

Bank of America, 115 W. Foothill Blvd., Glendora (626) 453-8400
Pacific Western Bank, 510 S. Grand Ave., Glendora (626) 963-8551 (Citrus checks are drawn on this bank. Touring companies with special check cashing needs, please contact Alma Vessels in advance to make arrangements).
Chase Bank, 118 E. Alostia Ave, Glendora (626) 852-1246
Wells Fargo Bank, 120 N Grand Ave, Glendora (626) 852-6739

Emergency Numbers: **ALL EMERGENCIES 911**

Campus Safety (626) 914-8611

Glendora Police Department (626) 914-8250

Glendora Fire Department (626) 969-7876

Medical Services Available Locally

Hospitals

& Urgent Care: Foothill Presbyterian Hospital, 250 S. Grand Ave., Glendora (626) 963-8411
0.8mi away.
Citrus Valley Medical Center, 210 W San Bernadino Rd, Covina (626) 331-7331
Glendora Community Hospital, 150 W. Route 66, Glendora (626) 852-5000
Glendora Urgent Care, 1365 S Grand Ave, Glendora (626) 857-2580. Open
8:00am-8:00pm 7-days a week.
Queen of the Valley Medical Center, 1115 S. Sunset Ave., West Covina
(626) 813-7831 Open 24 hours.

Massage Therapy: Campus source available via Athletic Dept. for emergencies: Contact PAC
director.

Physician: Foothill Presbyterian Hospital emergency room. (626) 963-8411

Chiropractic: Dr. Mark M. Dederichs, 1435 E. Route 66 Ste C, Glendora (626) 963-6332.
Closed 12-3PM. Call first.
Glendora Village Chiropractic, Dr. Gene Bergmann 109 N. Vermont (corner of
Foothill & Vermont) Glendora (626) 914-2359

Dentist: Dr. Daryl Munson, 410 S. Glendora Ave., Glendora (626) 335-3833

NOTES:

MANAGEMENT

Production Room: Conference room with meeting table and chairs (8) is located downstairs near west lobby entrance. Accessible via exterior stairway only. No communication to other parts of facility; on-campus phone only.

Offices: No space is permanently assigned for touring artists and managers to occupy during events; however, staff are cooperative with sharing facilities as required. Phone service is local only; long distance numbers may be accessed via credit card.

Green Room: none exists. The wide hallway adjacent to dressing rooms is frequently used for gathering place and performer refreshment service.

First Aid: Standard industrial kit located in Scenery studio immediately behind stage; additional kit for front of house located in stairway to booth adjacent to lobby entrance.

Stage Manager's Desk: Located stage right; mounted on rear wall of proscenium. Functions: house lights, work lights, limited stage lighting control, headset communication, cast paging microphone, computer with internet access, stage video monitor, clock, tool storage, lockable valuables storage. Pit elevator control and winch control for house electrics, immediately adjacent.

Rehearsal Room: none available as part of theatre facility. Adjacent Music and Theatre Arts wings house assorted spaces; Contact Director of PAC for further information.

Crews: Full time Technical Director (Dan Vilter), full time Stage Manager (Karen Taulbee), full time Shop Supervisor (John Patrick). Technical crews are hourly and scheduled by Stage Manager and Technical Director. Ushers and house managers are hourly and scheduled by Marketing and FOH Operations Supervisor (Gene Barrera). The Haugh Performing Arts Center is NOT a union house.

Accessibility: (see "General Information" for patron accommodation information). Citrus College and Haugh Performing Arts Center staff are committed to making facilities reasonably available to all. However, specialized areas are not currently wheelchair accessible. Access to booth at rear of theatre is via circular staircase from lobby only. Access to grid is via circular staircase only. Access from stage to house is via five stairs at each side of stage, although orchestra pit is an elevator and may be used for access if performance conditions permit. The seating area is terraced with each row approximately 5 inches (.13m) higher than the one in front. Shop, stage, and dressing rooms are on same (ground) level. Performer dressing rooms and rest rooms are accessible. Most doorways are labeled with visible and Braille signs. Fire Alarm system utilizes horns and strobes to notify of emergencies.

Policies: Contact Director of Performing Arts for specific policy questions not covered below. Following information appears in all published programs sponsored by HPAC.

- *California State law prohibits smoking within any public building and within 20' of doorways.*
- *No smoking, eating, or drinking is permitted inside the theatre.*
- *Only authorized personnel are allowed on the main stage before, during, and after a performance.*
- *Emergency exits are located at each end of every row. In the event of evacuation, please WALK to the nearest exit and continue walking outside until safely away from the building.*
- *Cameras, recording devices, and video cameras are NOT allowed in the theatre. Flash photography is STRICTLY forbidden.* (This policy may be modified if requested by performing company).
- *Cell phones and portable communication devices should be turned off while in the theatre.*
- *Children, regardless of age, MUST have a ticket to be admitted to the theatre.*

- Any use of firearms or weapons, whether “real” or replicas, must be approved for use prior to load-in. Under no circumstances may any “live” ammunition be brought into the theatre. “Toy” firearms are specifically NOT exempted from this policy. Users must demonstrate to satisfaction of theatre management knowledge of and concern for safe handling and use of prop weapons.
- The use of smoke, fog, strobe lights, gunshots, or similar effects must be approved in advance by HPAC staff. Printed announcements notifying audience of such effects must be posted in the lobby prior to opening of house for performance.
- Please note that the Haugh Performing Arts Center is located on a public community college campus; therefore, drugs or alcoholic beverages of all types are not permitted.

Box Office: The box office is open Tuesday through Saturday, 11 a.m. to 4 p.m. and one hour prior to all Citrus-sponsored performances. Box Office Ticketing uses Tessitura software. Tickets to all Citrus events are also available online at www.haughpac.com. The box office accepts walk-up, phone, fax, and e-mail orders, and payments via cash, check, Visa, MasterCard, Discover, and American Express. Tenants in the Center may purchase a set of reserved or unreserved tickets for their event for \$200.00; three day notice minimum is required. Under normal circumstances, the box office does not sell tickets to rental events; contact PAC Director to make special arrangements.

Concessions: The Haugh Performing Arts Center has a house concessionaire who has first refusal rights for all patron food and beverage service. Contact PAC director for further information. Citrus College is a Pepsi® campus; only authorized beverages may be served. Please note that food and drinks are NOT allowed in the theatre. All other concession items (show related programs and merchandise, tapes, cds, etc.) may be sold only with the approval of the PAC director. For all HPAC sponsored events, house percentage is 15% of total sales, or 20% if HPAC personnel sell merchandise. Facility renters are not subject to commission; however, approval must be secured from the Director.

Catering: Facility includes a small kitchen located adjacent to box office equipped with a double sink, noncommercial refrigerator, large and small coffee pots, food storage cabinets, hot plates, and variety of serving trays and utensils. This facility is for in-house use only. Kitchen is not available for rental users.

Facility also includes a catering area located in the dressing room hallway, equipped with small sink with filtered water, microwave, small refreshment refrigerator, coffee service, plates & utensils. This area is available to rental clients for a small fee of \$100 per day.

LOAD-IN AREA

Dimensions: Loading door from the stage to the scene studio: 19'-10" wide (6.04m) and 19'-7" high (5.97m). Scene studio door to loading area is 12' wide (3.66m) and 20' tall (6.10m).

Location: The approach to the facility is a 14' wide (4.27m) drive 141' long (43m) from the west parking lot. It is gated midway along the approach. A pedestrian sidewalk 6'-6" wide (1.98m) runs parallel to the driveway on the northern edge level with the drive, increasing the total clear width. Large trucks should enter the lot from Citrus avenue to avoid the steep grade of the Foothill Boulevard driveway. A 53' (12.19m) semi-trailer can be locked behind the gate; longer trucks require that gate be left open.

Fork Lift: Electric, 2650lb (1200kg) capacity, lift 17' (5.25m) available.

Truck parking: In some cases, trucks may be left in loading area during performance; however, a special permit is REQUIRED. See Technical Director to make arrangements. When multiple events are using loading road, small trucks can park in any legal space in the adjacent West parking lot, nose in. A parking permit is required at all times classes are in session. Semi-trucks with trailers should make arrangements for parking with Technical Director.

General Information: Loading area is at ground level, uncovered, with no elevated dock. There is no height restriction for trucks. Scenery storage, scene shop, main theatre, video studio, and little theatre all utilize same loading road, and student foot traffic is often present. Please avoid unnecessary noise in load-in area, as it is immediately adjacent to instructional classrooms.

Make arrangements IN ADVANCE with HPAC personnel before leaving any vehicle unattended.

Map: See Attachment B. If additional information is required, contact Technical Director.

Photo of approach: facing east.



CARPENTRY

Seating: 1400. Permanent wheelchair accessible spaces. Continental seating; no center aisle. For seating chart: See Attachment G.

Fire Safety: Fire safety rules are enforced in house. No open flames or pyrotechnics are permitted onstage. City of Glendora Fire Department is the regulating and inspecting authority. Stage area is equipped with a deluge curtain with sprinklers along back of proscenium arch. A very sensitive fire detection system includes heat detectors and photo-optic particulate smoke detectors, as well as safety pull stations throughout the stage, house, and surrounding areas. Performance requiring ANY KIND OF SMOKE EFFECT must be discussed with and approved by Technical Director in advance.

Stage Dimensions:

Proscenium: 54' wide x 27'-11" high (16.46m x 8.51m), 4' thick (1.22m); black concrete.

Width of Stage: 98' (29.87m) from SL wall to locking rail on SR wall.

Depth of Stage: 47'-8" (14.53m) from plaster line to rear wall. Architectural columns along rear wall reduce functional, clear depth to 45'-4" (13.82m).

Wing Space: Stage Left is 50'-5" (15.37m) from center line to wall.

Stage right is 47'-7" (14.5m) from center line to locking rail.

Obstructions stage left: Orchestra shell stores in up left corner of stage. It occupies all of the wing space up stage of line 30, 27'-0" (8.23m) leaving a 4' to 6' (1.22 to 1.83m) walkway and path to the door of the north wing corridor.

Obstructions stage right: Locking rail located along stage right wall requires unobstructed access along length. Up stage right corner has boxed-in access to circular stairway leading to grid, 5'-6" x 6'-3" (1.68m x 1.91m).

Please see ground plan Attachment C.

Grid Height: 66'-8" (20.32m) from stage floor to grid deck. 58'-9" (17.91m) from loading bridge floor to deck. Working height above grid deck is 8'-8" (2.64m). Grid deck is 1-1/2" x 1/8" bar grating.

Orchestra Pit: 54' wide (16.46 m), 11'-9" deep on center line (3.58m), 3'-9" deep at sides, (1.14m), front curve is a 56' radius (17.07m). Comfortably holds 25-piece orchestra.

Programmable stopping levels; standard stops are at stage floor, audience floor, "trap" level for live orchestra 6'-4" (1.93m) below stage level, and basement 13'-1/2" (4.11m) below stage level. There is stairway access from basement to pit when locked at trap level.

Stage Height: 3'-4" (1.02m) above audience floor

Stage Floor: 3" tongue and groove fir on sleepers. Apron and orchestra pit is 1" maple on cushioned sleepers. Entire floor is stained black with satin varnish finish. NO FASTENERS ARE ALLOWED.

House Draperies (Goods)

House Curtain: Dark red velour, 75% fullness traveler/guillotine combination on line 1: 0'-8" (.20m) from plaster line. Operator lines are stage right.

Legs: 4 sets, black velour 28' tall x 12' wide (8.53m x 3.66m), sewn flat (no fullness).

3 standard positions: Line 13: 10'-0" (3.05m) Line 23: 18'-6" (5.64m); Line 36: 29'-0" (8.84m).

In addition, between Lines 2 and 3, at 1'-9" (.546m) is a dead hung traveler track with a pair of 32' high x 12' wide (9.75m x 3.65m) flat black velour legs.

Borders: 4, black velour 12' tall x 58' wide (3.66m x 17.68m), sewn flat (no fullness).

4 standard positions: Line 2: 1'-4-1/2" (.42m), Line 10: 8'-6" (2.59m), Line 22: 18'-0" (5.49m), Line 34: 27'-0" (8.23m).

Full Stage: 2 pairs, black velour 50% fullness, center overlap, 28' tall x 56' wide (8.53m x 17.07m). Operator lines stage right.

2 standard positions: Line 28: 23'-6" (7.16m), Line 37: 29'-6" (8.99m).

Torms: (Germans) 2 pairs, a downstage and an upstage set.

Downstage pair is Line 26 (stage right) and Line 30 (stage left). Drapes are each black velour, sewn flat, 36' tall x 20' wide (10.97m x 6.10m). Stage right torm is 35'-9" (10.9m) from center line of stage. Stage left torm is 35'-6" (10.82m) from center line of stage.

Upstage pair are permanently hung on tracks 20' long (6.10m). Tracks extend from upstage end of down stage torm pipe to upstage of line 48. Up stage right torm track is 35'-2" (10.71m) from center line of stage at downstage end: Upstage left torm track is 36'-9" (11.2m) from center line of stage at down stage end. Both tracks get about 1' (.30m) closer to center line at their upstage point; they are not exactly perpendicular to the onstage battens. Drapes are each black velour, sewn flat, 36' tall x 20' wide (10.97m x 6.10m).

Scrims: 1, black sharktooth 30' tall x 60' wide (9.14m x 18.29m)

1, white sharktooth 30' tall x 60' wide (9.14m x 18.29m)

Cyclorama: 1, natural muslin, seamed, 40' high x 60' wide (12.19m x 18.29m). Stage right and stage left hem tears (repaired). Some minor water marks.

Movie Screen: stretched white vinyl projection surface, (Front White Rosco Screen) 16'-5" high x 27'-5" wide (5m x 8.36m) with an open truss frame. Designed to play on Line 4: 3'-0" (0.91m).

Rear Projection Screen

1- Stewart, 15'-7" X 20'-7" (4.75m x 6.27m) (3x4 ratio) tubular aluminum frame covered with bright white rear projection material. Top hung unit; no floor stands available.

Line Set Data

Line Plot: Please see attachment E.

Working height of battens: High trim on all sets other than electrics (lines 5, 14, 24, 39) is 59'-4" (18.1m) low trim is 3'-4" (1.02m). High trim of electrics (lines 5, 14, 24, 39) (drum winch operated) is 32'-0" (9.75m) low trim is approximately 4'-6" (1.37m). High trim of lighting ladders is 50' (15.24m). Low trim is touching the deck.

Battens: There are 48 linesets represented on locking rail: 4 electrics, 2 torm draperies, 2 lighting ladders, and 40- 61' (18.59m) linesets.

All 44 battens parallel to proscenium are 61' long (18.59m) schedule 40 pipe, double truss battens with pipes welded 1'-2" apart (.36m) with 6 lift lines.

Lines 25 & 29 are 8' high x 20' wide (2.43m X 6.10m) lighting ladders that run up and down stage, 33'-8" (10.26m) from center line. Each is built of four horizontal 1-1/2" pipes supported on four welded vertical pipes, and supported by 3 lift lines.

Lines 26 & 30 are masking drapes 36' high x 20' wide (10.97m x 6.10m) that run up and down stage, (Germans), Line 26 SR, is 35'-9" (10.9m) from center line and 5'-6" (1.68m) from plaster line. Line 30, SL, is 35'-6" (10.82m) from center line and 6'-6" (1.98m) from plaster line, 2 lift lines.

Type: All line sets except electrics (lines 5, 14, 24, 39) are single purchase. Hand lines are StagesetX.

Electrics (lines 5, 14, 24, 39) are motorized grid mounted drum winches with counter weight arbors.

Arbor capacity: All line sets except electrics (lines 5, 14, 24, 39) are 1440 lb. (653.7 kg).

Electrics are 1,920 lb. (870.9 kg).

Available Weight: Approximately 9,000lbs (4082kg) in stock, in approximate 15 lb (6.8kg) 30 lb (13.59kg) and 45 lb (20.39kg) units. Total does not include base weight permanently used for house rigging.

Loading Gallery: Stage right 56' (17.07m) above deck, circular stair access (91 steps) from stage right rear corner.

Lock Rail: Stage Right, 2'-4" (.71m) above deck. Distance from center line of stage to locking rail is 47'-7" (14.5m)

Support Areas:

Crossover: None. Usable depth from line 48 to back wall is 6'-4" (1.93m).

Access: No direct access from stage to house, booth, beams, or lobby. Dressing rooms are off the down right wing, level with stage floor.

Shop Area: Located up stage through door right of center, 19'-10" wide (6.04m) and 19'-7" high (5.97m). Fully equipped for wood and metal construction. Vertical paint frame with motorized counterweight arbor 46' wide (14.02m) x 27'-10" tall (8.48m). This area is NOT included in performing arts center rentals

Ladders and Lifts: House equipment includes:

1- 24' (7.32m) Genie single occupant personnel lift (electric battery powered).

1- 32' (9.75 m) 4'x 8' (1.22m x 2.44m) drivable scissors lift.

1- Hyster J40XMT2 electric fork lift, 2650 lb. (1200kg) lift capacity, 17.23' (5.25m) maximum lift; 42" (1.06m) forks; 60" (1.52m) fork extensions available (reduce capacity by 50%), equipped with side shift.

1- 18' (5.49m) wooden "A" frame extension ladder on casters

Assorted commercial quality ladders for use by house personnel.

Storage: Piano storage room located stage left, for storage of two house grand pianos and portable house sound gear. No additional storage areas are available.

Local Suppliers: A wide variety of theatrical suppliers are located in Los Angeles and Hollywood, about 25 miles west of venue; specialized theatrical materials are rarely available closer. See Technical Director for specific needs. Standard hardware items are available locally at: **Mission "Ace" Hardware**, 531 S. Glendora Ave., Glendora (626) 914-7980 (locally owned hardware store, good for more specialized items, about 1.7 miles from venue). **Closest hardware store to venue.**

Home Depot, 1010 W. San Bernardino Rd., Covina, CA 91722 (626) 967-0204 (national chain, warehouse type, about 4.7 miles (7.6 km) from venue).

Home Depot, 1305 S. Lone Hill, Glendora (909) 593-5092 (national chain, warehouse type, about 4.8 miles (7.7 km) from venue).

Lowe's Home Improvement, 633 W. Bonita Ave., (626) 305-2960 (national chain, warehouse type, 5.9 miles (9.5 km) from venue).

Notes: There is no indoor access from the stage to auditorium except through the proscenium arch. There is no separate green room.

LIGHTING

Power: Main feed: 1000A; 3 phase. In addition, 2 company switches, each 120/208V, 3 phase. 400A/leg; 400A Cam-lock or lug connections. Located on stage left wall.

Dimmers: 672, 2.4K ETC Sensor. Located in basement below company switches.

Control Boards:

2- MA Lighting Grandma2 Light '4,000 Chan

With special arrangement:

1- Whole hog 4

2- ETC EOS TI

Consoles are located in control booth above the rear of house. Can be relocated to center of house or wings on stage.

House lights: Unison control locations in control booth and stage right on back surface of proscenium wall, and through softpatch. Separate aisle light control; aisles typically remain partially illuminated during performances.

Circuits: Dimmer per circuit. 20-amp stage pin connectors and Socopex receptacles. 62 in second beam, 46 in 1st beam, 24 in coves, 40 on pro walls, 60 on each of 4 electrics, 18 on each stage light ladder (two total), 120 on grid (note repeating circuits along rear wall in circuit chart), 68 in stage floor pockets, 10 in orchestra pit floor pockets, 4 on each side of proscenium wall offstage, 4 at back wall up center, 4 in tech booth, 8 on rear wall of house seating area.

208V moving light power locations are distributed throughout facility; refer to Attachment H (Circuit Chart) for locations.

Circuit Chart: Please see attachment H.

Front of House Transfer: None available.

Front of House Positions: 1st beam: 32' throw (9.75m) at 45 degrees to fixed front of apron.

2nd beam: 38' throw (11.58m) at 45 degrees to raised front edge of pit.

Coves: 45' throw (13.72m) at 30 degrees from bottom of cove to centerline of stage at proscenium opening.

Equipment Inventory:

4- ETC Source 4 Model 405, ERS, 575 w (5 degree lens)

4- ETC Source 4 Model 410, ERS, 575 w (10 degree lens)

80- ETC Source 4 Model 419, ERS, 575 w (19 degree lens)

51- ETC Source 4 Model 426, ERS, 575 w (26 degree lens)

28 - ETC Source 4 Model 436, ERS, 575 w (36 degree lens)

12 - ETC Source 4 Model 426, ERS 575 w (50 degree lens)

24- ETC Color Source PAR Indigo

46 - Altman Med Flood PAR 64 can

52 - Altman Narrow spot PAR 64 can

21- ETC Lustr2 Fresnel

14- ETC Lustr2 Cyc

28 - 8'-4" Altman four circuit MR16 Strips, 2 – 75 w MR16 lamps per color. 750 w per circuit

8 - Altman, Far Cyc, 4 circuit, 1,000 w each

Automated fixtures (Extra charge applies for rental users. Verify quantity of available fixtures with technical director)

16 - Martin Mac 2K Profiles with standard gobos

7- Martin Mac 2K Washes

RC4-Magic Series 2 Wireless DMX – 1 Transmitter, 2 Receivers.

Followspots:

- 2- Strong Supertrouper, 2,000 W xenon. Permanently mounted in control booth.
- 2- Strong TrussTrouper, 1200 W HMI. Semi-permanently mounted in second beam (center).

Special Effects: (at extra charge for rental users)

- 2- Wildfire LT400F, (black lights) 400 w 90° Flood, with DMX on/off switching.
- 1 – LeMaitre G-300 Smoke Machine with LSG
- 1 – Rosco 1900 Smoke Machine
- 2 – CITC Little Blizzard Snow Machines
- 2 – LeMaitre Radiance Hazers

Hardware:

- 20- 18" (.46m) sidearms (approximate)
- 16- (approximately) 2' (.61m) 1 -1/2" cross pipe with roto lock connectors
- 8- 16' (4.88m) or taller pipe trees with weighted bases
- 20- barndoors (approximate)
- 20- top hats (approximate)

Cable:

At Least:

- 8- 50' (15.24 m)
- 23-25' (7.62m)
- 39- 15' (4.57m)
- 22-10' (3.04m)
- 23- 5' (1.52m)
- 27- 2-fers or 3-fers

Socopex cable:

- 18- 100' (30.48m) six circuit
- 10- 60' (18.29m) six circuit
- 20- Six circuit fan-outs to 3 pin stage connectors
- 5- Six circuit fan-outs to 20A Edison connectors

Film, Video, and Projection Equipment:

- 3- Sanyo PLC-XF35NL 6,500 Lumen 1024 X 768 Projectors in an aligned triple stack in projection booth
- Various Lenses
- Dedicated iMac w/QLab video server

Movie Screen:

- 1- Stretched white vinyl projection surface, (Front White Rosco Screen) 16'-5" high x 27'-5" wide (5m x 8.36m) with an open truss frame. Designed to play on Line 4: 3 -0" (0.91 m).

Rear Projection Screen

- 1 – Stewart, 15'-7" (4.75m) X 20'-7" (6.27m) tubular aluminum frame covered with bright white rear projection material. Top hung unit; no floor stands available.

Color media:

- HPAC stocks a large supply of standard Roscolux color media, and selected Lee colors.

SOUND

Power: Isolated, 120 volt, 1 phase. 2- 20 amp circuits distributed in control booth. 5- 30 amp circuits with twistlock receptacles backstage:

3 circuits, each with 2 outlets, appear on SL proscenium wall only.

2 additional circuits appear on SL (3 outlets each) and SR (1 outlet each) proscenium wall; and one of these repeats UC (single outlet).

Additional non-isolated power available: 2 company switches, each 120/208V, 3 phase. 400A/leg; 400A Cam-lock or lug connections. Located stage left wall. {Add new monitor power outlets}

Wiring: Three positions with 56 input lines each. (1): Stage left on the off stage side of proscenium column: 2'-6" (.76m) above floor. (2): Stage right on the off stage side of proscenium column: 5' (1.52m) above floor. (3): Up stage on the back wall 47'-8", (14.53m) from plaster line, 3'-10" (1.17m) stage left of centerline. Each position contains:

3- Whirlwind mass connectors, each with 16 independent microphone circuits (48 total lines at each location). (Note: Stage right G-2 connectors scheduled for replacement with Whirlwind mass connectors as schedule permits during 09-10 season).

8- Additional independent microphone outlets with XLR connectors

16- sends at each location

2- Clear-com, production communications outlets, 1 channel A, 1 channel B.

Soundboard data line links and sound network connections.

One additional position in pit floor, (removable panel for access), containing 3 G-2 mass connectors, each with 12 independent microphone circuits; a G-2 mass connector for 12 sends; and 2- Clear-com, production communications outlets.

Patch bay located in sound control area, contains 8- 96 channel connection points, TTL type.

Control Locations: The mixing board and FOH equipment is located in the last two rows of the house (see Attachment G).

Hearing Assist System: Listen Technologies infrared, 4 emitter panels, full house coverage. Must be patched manually for use. Required for all public performances.

Monitor/Paging System: Dedicated first beam microphone. Speakers backstage left and right, tech booth, all dressing rooms, box office, lobby, staff offices, conference room, and two classrooms.

Production Communications: Clear-com two channel, 16 station receptacles throughout the facility, 14 standard belt packs with headsets, 5 wireless belt packs with headsets, all single muff. (3 double muffs available.)

Equipment Inventory:

Fixed House Speakers: Left, Right, and Center Arrays

Each array includes 10- SLS LS8800 Bi-Amped True Line Array loudspeakers.

20- Bag End D10-IF6 Subwoofers evenly distributed across house under first beam position.

7- SLS US2403 speaker cabinets on pit railing (front fills).

House System Amplifiers:

3- Lab.Gruppen C20-8X 250 watt/channel 8 channel amplifiers

5- Lab.Gruppen FP 10000Q/bp 2100 watt/channel 4 channel amplifiers

Mixing Console:

Avid/Digidesign D-Show Profile configured with VENUE Pack Pro plug-in bundle, FOH rack, and 2- D-Show 48X24 stage racks. Windows Surface for remote operation.

FOH House Rack configured with:

- 18- Analog inputs (balanced 1/4" phone plugs)
- 18- Analog outputs (balanced 1/4" phone plugs)
- 2- Pro Tools HDX Cards
- 4- Stereo AES inputs
- 4- Stereo AES outputs

Stage Rack 1 configured with:

- 5- Stage Rack Input Cards (Analog)
- 1- Stage Rack Input Cards DSI (digital)
- 2- Stage Rack Output Cards SRO (Analog)
- 1- Stage Rack Output Cards (Digital)

Stage Rack 2 configured with:

- 6- Stage Rack Input Cards (Analog)
- 3- Stage Rack Output Cards (Digital)

FOH Signal Processing (See console description for additional plug-ins)

- 2- SoundWeb DSP Processors (1BLU-23, 1- BLU-80)
- 1- Bag End INFRAMXB Subwoofer Processor
- 1- Lab.gruppen NLB60E Network Monitoring System
- 1- TC Electronics M3000 Reverb/Efx, Digital.
- 2- Klark Teknik Model DN410 Dual Parametric Equalizers
- 1- Rane RA27 realtime analyzer

Playback:

- 1- iMac Mini w/QLab
- 1- M-Audio M-Track Eight Interface
- 1- Denon DNE635 Cueable CD Player with wired remote
- 1- Tascam CD-01U Pro CD player
- 1- Denon DN 501C CD/Media Player
- 1- Denon DN 500R SD/USB Recorder/Player
- 2- iPod/Computer I/O Connections (match box HD) balanced to mixing console.

Microphones:

- 10- Shure SM 57
- 8- Shure SM 58
- 4- Shure Beta 58A Super Cardioid
- 2- Audio-Technica ATM 63
- 7- AKG C451B, 8- CK1 heads, 1- CK 22 head, 1- CK 5 Head (1 spare head)
- 2- Sennheiser MKH 416 P48U3 Short shotgun 48v Phantom
- 5- Sennheiser MD 421-II dynamic microphone
- 5- AKG C414B/XLS 5 Pattern mic w/ shock mount
- 1- AKG D112
- 1- Shure Beta 52A Cardiod
- 4- Audio-Technica AT 871 Uni-Plates
- 2- Shure 98 mics with drum mounts

Wireless Microphones: (NOTE: Extra charge applies for rental users of wireless microphones).**SHURE Axient 48-channel system:**

- 48- AD1 Transmitters (G-57 Band; 470-616 mhz)
- 12- AD2/SM58 Handheld Transmitters
- 12- AD2/KSM98 Handheld Transmitters
- 32- Countryman E6 Microphones

- 10- DPA 4088F Microphones
- 16- Shure WL50 Microphones
- 16- Sennheiser MKE-2 Microphones
- 1- Axient Spectrum Manager
- 8- Shure UR 24 lavs or handhelds (H4 Band; 518-578 mhz)

HME (VHF) 16-channel system 50:

- 16- TX550 receivers (180.8 – 205.8 mhz)
- 5- Hand held SM 58
- 4- Hand held SM 87
- 15- body packs with Sennheiser MKE2 heads
- 3- AKG 410 head boom microphones
- 1- Sabine TA-4 Lightweight head gear

Monitors

Overhead Monitor System

- 8- Apogee SSM Processed monitor speakers (4 on 1st LX (line 5); 4 on 2nd LX (line 14))
- 1- Crown Power Base – 1 amplifier
- 1- Apogee SSM-RV processor

Portable Full-Range Speakers:

- 2- JBL SR4704 15" two-way corner cut cabinet.
- 2- JBL SR4725X 15" two-way monitors.
- 4- PAS 12-2HM 12" two-way double wedge cabinet.

Portable racked Amplifiers

- 2- QSC 1400 2-channel amplifiers
- 2- QSC 400 2-channel amplifiers
- 2- DBX 234 active crossovers

Monitor mixing consoles (NOTE: Extra charge applies for rental users).

- 1- Yamaha CC3 65 Channel
- 1- DiGiCo SD9B
- 1- Mackie SR 24-4 (Available with special arrangement)
- 1- Allen & Heath GL 3800 48 X 8 mixing console.
- 1- 48-channel Jensen 3-way splitter with Whirlwind connectors.

EAW Processed monitor system (NOTE: Extra charge applies for rental users).

- 12 channels of amps and processing. Packaged in rolling racks. Includes:
 - 3- Lab Gruppen 4-channel FP6000Q Class TD touring amplifier.
 - 3- Lab Gruppen 4-channel FP10000Q Class TD touring amplifier.
 - 2- EAW UX8800 DSP Processor.
 - 6- Klark Teknik DN-360 2-channel graphic equalizer
 - 4- DBX 166XL compressor gates
 - 1- Nomad link bridge.

- 18- EAW SM200iH Bi-amped 2-way floor monitor speakers.

Apogee processed monitor equipment: (NOTE: Extra charge applies for rental users).

Following amplifiers and processors are mounted in portable rolling rack.

- 1- QSC CX404 4-channel amplifier
- 2- Crest 8001 2-channel amplifiers
- 2- P5/P500 Apogee 2-channel processors
- 4- Apogee AE6b floor monitor speakers
- 3- Apogee AE6nc floor monitor speakers

Cable:

- 12- 5' (1.52m) microphone cables
- 8- 10' (3.05m) microphone cable
- 1- 15' (4.57m) microphone cable
- 5- 20' (6.10m) microphone cables
- 37- 25' (7.62m) microphone cable
- 26- 50' (15.24m) microphone cable
- 13- 15', (4.57m) or less, Speakon monitor cable
- 7- 25' (7.62m) Speakon monitor cable
- 3- 50' (15.24m) Speakon monitor cable
- 13- 75' (11.86m) Speakon monitor cable
- 2- 100' (30.48m) Speakon monitor cable

Cable for Orchestra Pit:

- 3- 25' (7.62m) 12 input microphone snake with G-2 connector.
- 1- 50' (15.24m) 12 input microphone snake with G-2 connector.
- 1- 25' (7.62m) 12 male XLR microphone snake with G-2 connector (for use with orchestra pit sends).

Miscellaneous:

- 6- Rapco DB-100 Direct box
- 1- ProCo DB-1 Direct Box
- 2- Whirlwind "Director" DI boxes
- 3- Countryman DT85 FET Direct Box (DT85)
- 1- Barcus-berry piezo buffer preamp model 4000XL, with phantom power. Pick-ups permanently mounted in each house piano.
- 11- Standard height stands, black bases, chrome shafts
- 19- Black tripod stands and black booms
- 5- Silver standard booms
- 9- Assorted goose-neck booms
- 5- Half height stands, black bases, chrome shafts
- 4- Floor/Desk mount bases
- 12- Speakon turnaround barrels
- 16 Channel Whirlwind input snakes;
 - 2 - 75' (22.9m)
 - 3 - 50' (15.2m)

Notes:

PROPS

Orchestra Pit: 54' (16.46 m) wide. 11'-9" (3.58m) deep on center line, 3'-9" (1.14m) deep at sides, front curve is a 56' (17.07m) radius. Comfortably holds 25-piece orchestra. Hydraulic lift with programmable stopping levels; standard stops are at stage floor, audience floor, "trap" level for live orchestra, 6'-4" (1.93m) below stage level, and basement, 13'-1/2" (4.11m) below stage level. There is stairway access from basement to pit when locked at "trap" level. Pit is fenced with removable steel framed walnut veneer panels, painted grey, at audience level.

Music:

Pianos:

- 1- 9' (2.74m) Steinway concert grand, satin black finish.
- 1- 7' (2.13m) Yamaha concert grand, gloss black finish.
- 2- Adjustable height backless piano benches with black vinyl upholstery.

All tuning is done by house piano tuner; contact Technical Director to make arrangements if needed.

Chairs:

- 40- Wenger black upholstered musician chairs
- 76- chrome, steel framed, with padded seats and backs, blue.
- 35- Folding steel, with thin pads attached. Mostly tan and brown.

Stands:

- 40- Wenger Bravo music stands, black
- 45- Black, Manhasset type.

Stand Lights:

- 32- clip on, assorted types.

Conductor Podium: 1- black, 3' (.91m) x 3' (.91m) skirted platform, 8" tall (.20m). 1- 4'x4' (1.22x1.22m) parallel platform 36" tall (.91m) for use in orchestra pit set up.

Orchestra Shell: Full Wenger orchestra shell consisting of 8 movable towers (2 @ 28' (8.53m) tall and 6 @ 24' (7.32m). tall and 3 battens of ceiling clouds. 3 lines sets of matching ceiling clouds, located on linesets 8, 18, & 31. Contact Technical Director for possible shell configurations.

Choral Shell: 9- Wenger, painted ivory, 3 with square tops and 6 with angled tops to accommodate standard curve of interlocking risers.

Choral Risers: 9, Wenger, 3 step interlocking units, one with reversed tread for expanded flat section. Comfortably accommodates 140 adults.

Platforms: Stage Right table risers; Double-sided, honeycomb decks with black, textured fiberglass on one side or black carpet on the other, in the following sizes:

4' x 6' (1.22 m x 1.83 m):

10 – deck tops; 8- 8" high (.20 m) frames, and 5- 16" high (.41 m) frames.

4' x 8' (1.22 m x 2.44 m):

20 - deck tops; 4- 8" high (.20 m) frames, 8- 16" high (.41 m) frames, & 12- 24" high (.61 m) frames

Assorted black skirting, safety straps, 2- 2-stair units, chairstops and EZ clips.

Dance Floor: none available in house. On-campus instructional dance department has a 20'3" (6.17 m) X 40' 6" (12.34 m) Marley floor that is available for rental, subject to departmental use. Contact Technical Director for details.

Lecterns:

- 1 "box" style, closed front and sides, walnut veneer finish, sloped top with masking ledge. 3'-10" (1.17 m) tall X 1'-8" (.51 m) deep X 2'-4" (.71 m) wide.

Additional options may be available; consult with Technical Director for details.

Flags: 1-American on 11' (3.35m) pole with standard; 1-California on 11' (3.35m) pole with standard.

Scenic Drops and Props: The Haugh maintains a comprehensive collection of drapes and scenic drops, as well as limited furniture props. These are available to renters at an extra charge. Email pa rentals@citruscollege.edu for further details.

Notes:

WARDROBE

Dressing Rooms: Located adjacent to stage via door and vestibule in down stage right corner.

Level access to stage. Vestibule also exits to west patio area; this door is used as artist entrance. Four dressing rooms available: two private rooms (can accommodate up to 4) with chairs, counters, sinks, lights, mirrors, clothing racks, and electrical outlets. Access to bathrooms is across hallway. Two company rooms (can accommodate 10-12 comfortably) with chairs, counters, lights, mirrors, clothing racks, and electrical outlet. Adjoining access to men's and women's bathroom facilities with showers.

Groups requiring additional dressing room space occasionally use classrooms #192 & 193, located adjacent to venue dressing rooms when additional space is needed. Both classrooms are equipped with cast audio and paging system. Contact PAC director for further information and availability.

Wardrobe Area: None specifically available; usually set up in hallway between dressing rooms.

Irons: One, good quality consumer type.

Ironing Boards: One, standard folding type.

Steamer: One, commercial quality, wand type.

Washers/Dryers: One of each, consumer type and size. Located in basement, adjacent to dressing room hallway via stairway.

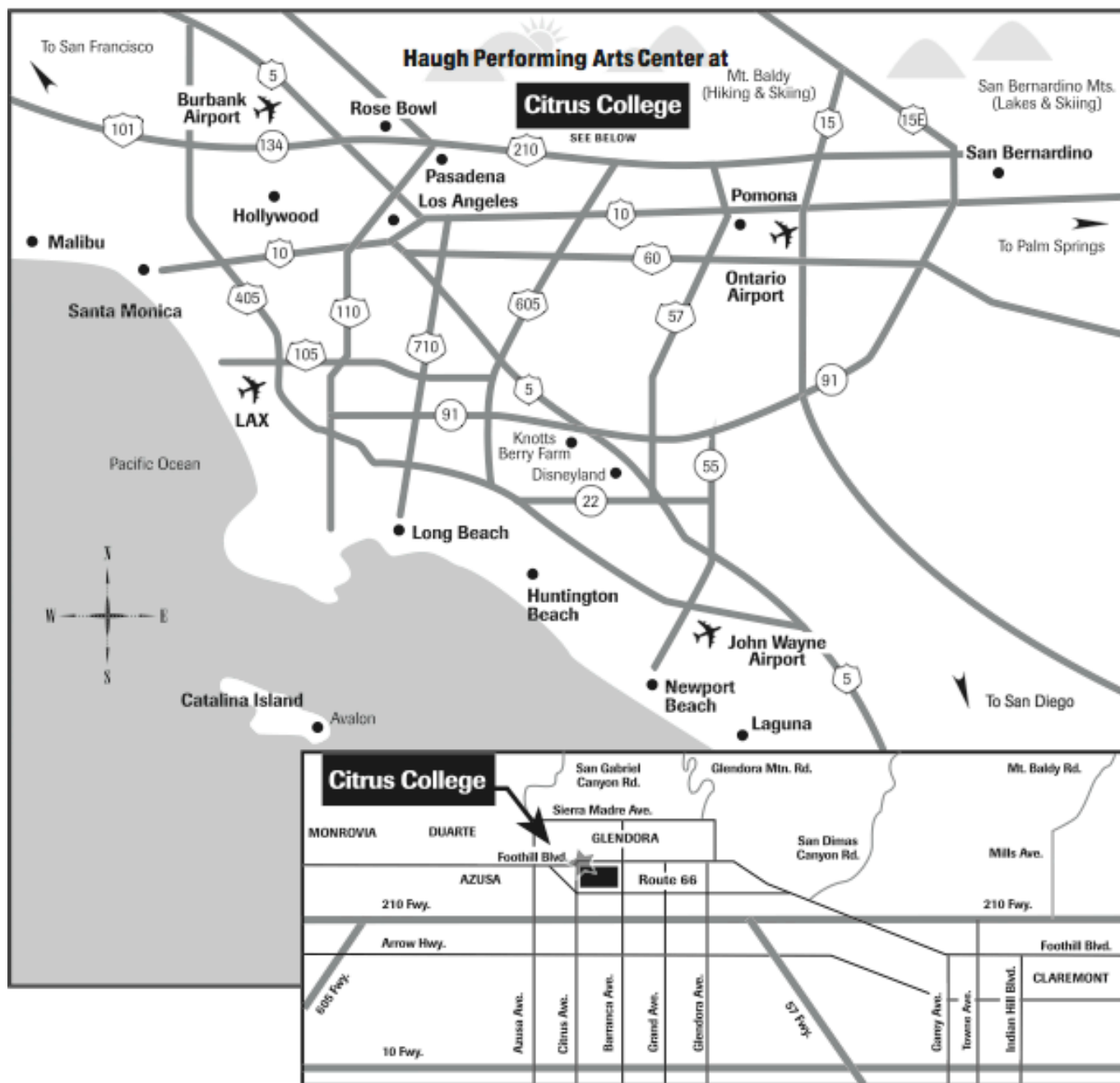
Racks and Hangers: Ten (10) heavy duty steel frame rolling racks, all for full-length garments with shelves above and most with baskets below. All are designed to fit through standard doorways. Available lengths: 4- @ 4' (1.22m), 3- @ 5'8" (1.73m), 3- @ 6' (1.83m). No stock hanger are available.

Quick Change Booths Two quick change booths can assembled from stock of portable dressing racks and curtains. Once assembled it can provide a 5' x'8' (1.52mx2.44m) modesty area. These can be supplied with mirrors, chairs, folding tables as event requires.

Tables: Assorted folding tables available; if more than 6 needed, notify Technical Director in advance.

Notes:

Attachment A: Area Map



The Haugh Performing Arts Center is located on the northwest corner of the Citrus College campus, where Citrus Avenue curves east and becomes Foothill Blvd.

If westbound on the 210 freeway: Exit Citrus Avenue. At end of off ramp, turn left. First light is Citrus Avenue. Turn right and proceed north about 1 and 1/4 mile (2.01 km). You will pass a signal at Route 66 (formerly, Alosta Avenue), Azusa Pacific University (on your right), and the Citrus campus marquee (on the corner of Citrus Avenue and Citrus College Drive; signal). Turn right into the last driveway before the road curves right at the signal and becomes Foothill Blvd. There is a monument style sign at the entrance to the parking lot. If you continue around the curve, there is another entrance to the parking lot just past the curve.

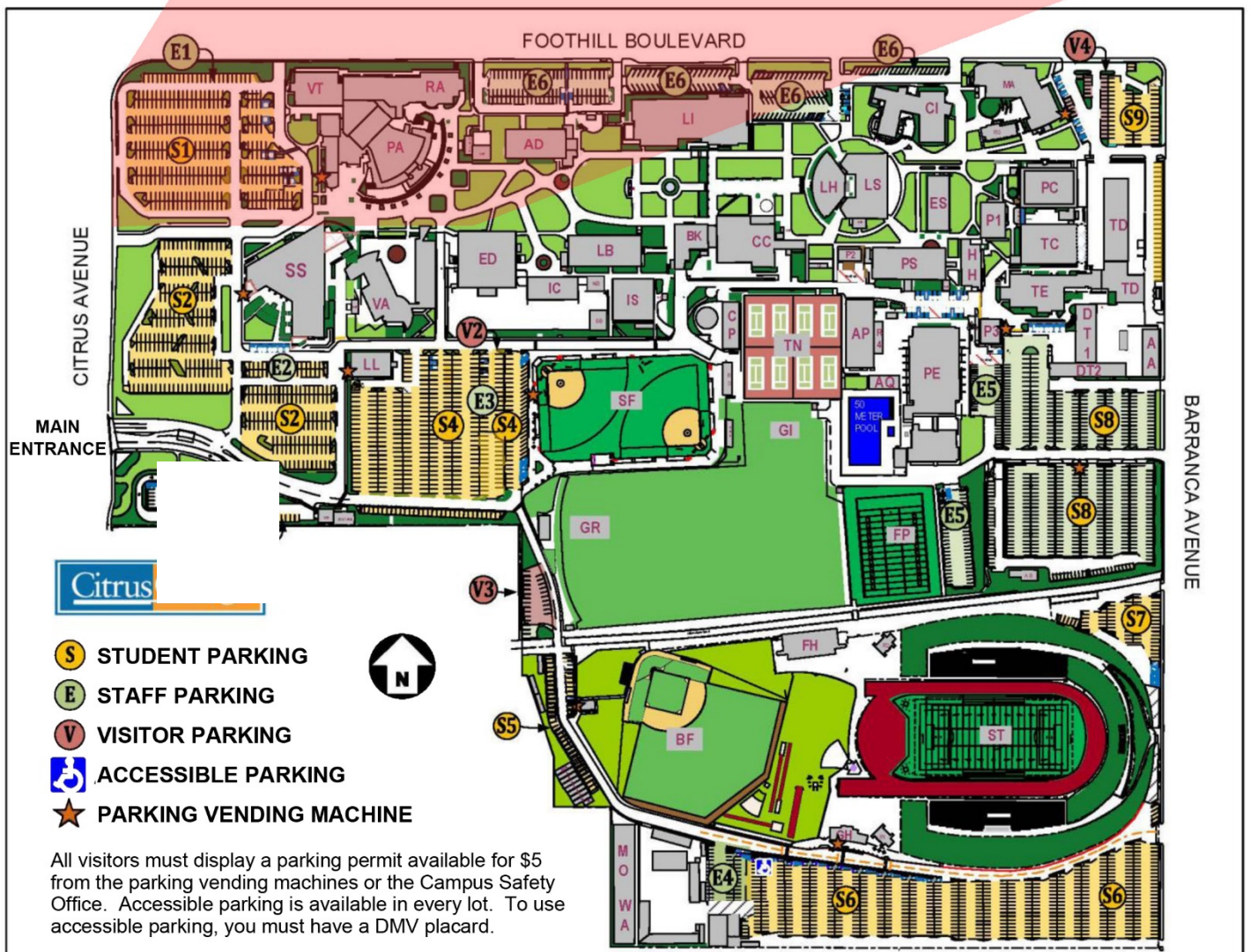
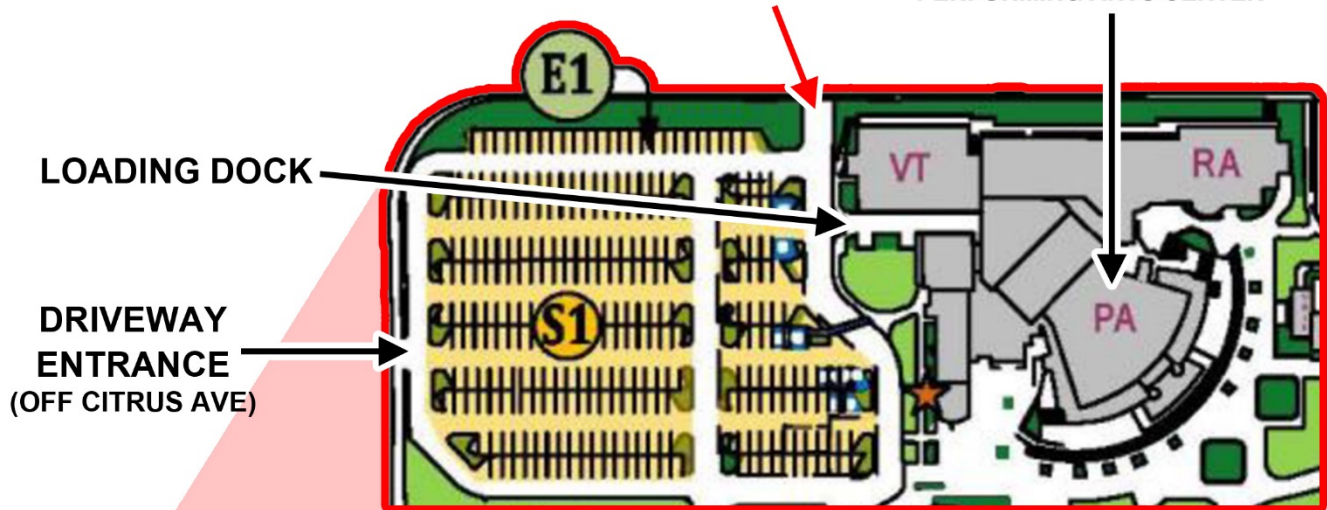
If eastbound on the 210 freeway: Exit Citrus Avenue. At end of off ramp, turn left and proceed north on Citrus about 1 and 1/4 mile (2.01 km). You will pass a signal at Route 66 (formerly, Alosta Avenue), Azusa Pacific University (on your right), and the Citrus campus marquee (on the corner of Citrus Avenue and Citrus College Drive; signal). Turn right into the last driveway before the road curves right at the signal and becomes Foothill Blvd. There is a monument style sign at the entrance to the parking lot. If you continue around the curve, there is another entrance to the parking lot just past the curve.

Attachment B: Campus Map

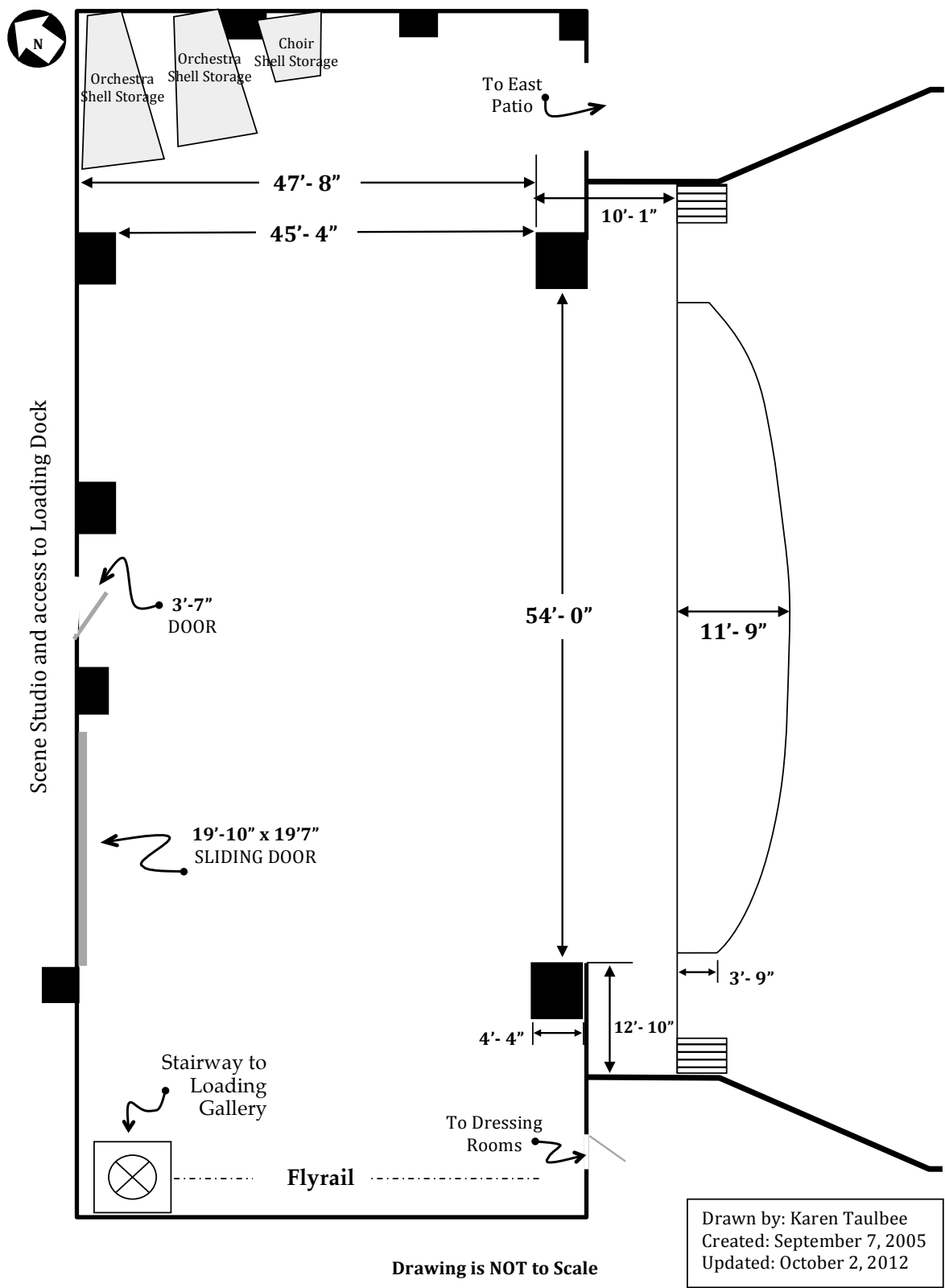
WARNING: Trucks and buses should not use the northern parking lot entrance on Foothill Blvd. A high center hump may catch these vehicles. Trucks and buses should enter and exit via the below labeled Citrus Avenue entrance.

HAUGH

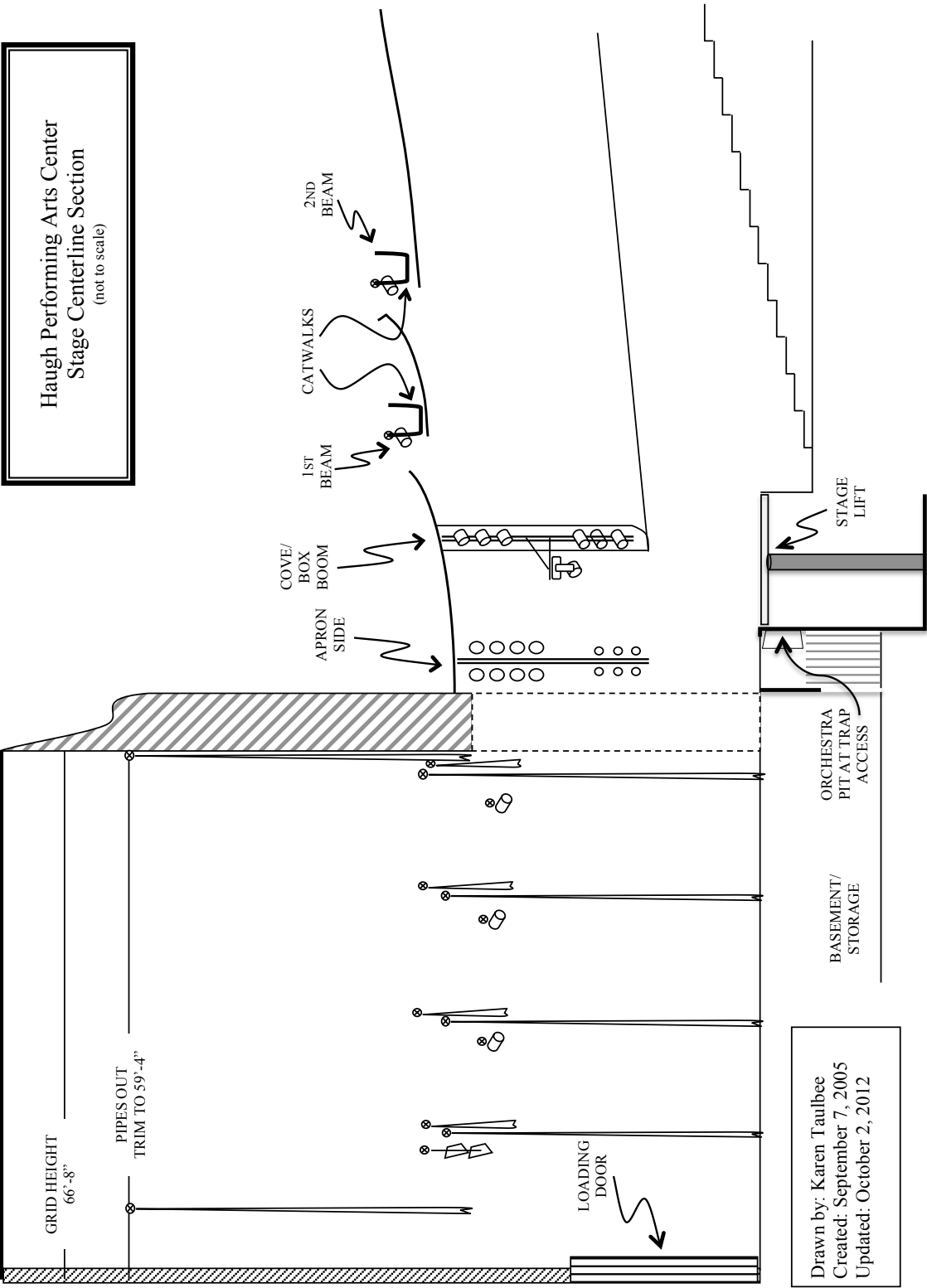
PERFORMING ARTS CENTER



Attachment C: Ground Plan of Stage



Attachment D: Centerline Section of Theatre



Attachment E: Line Plot

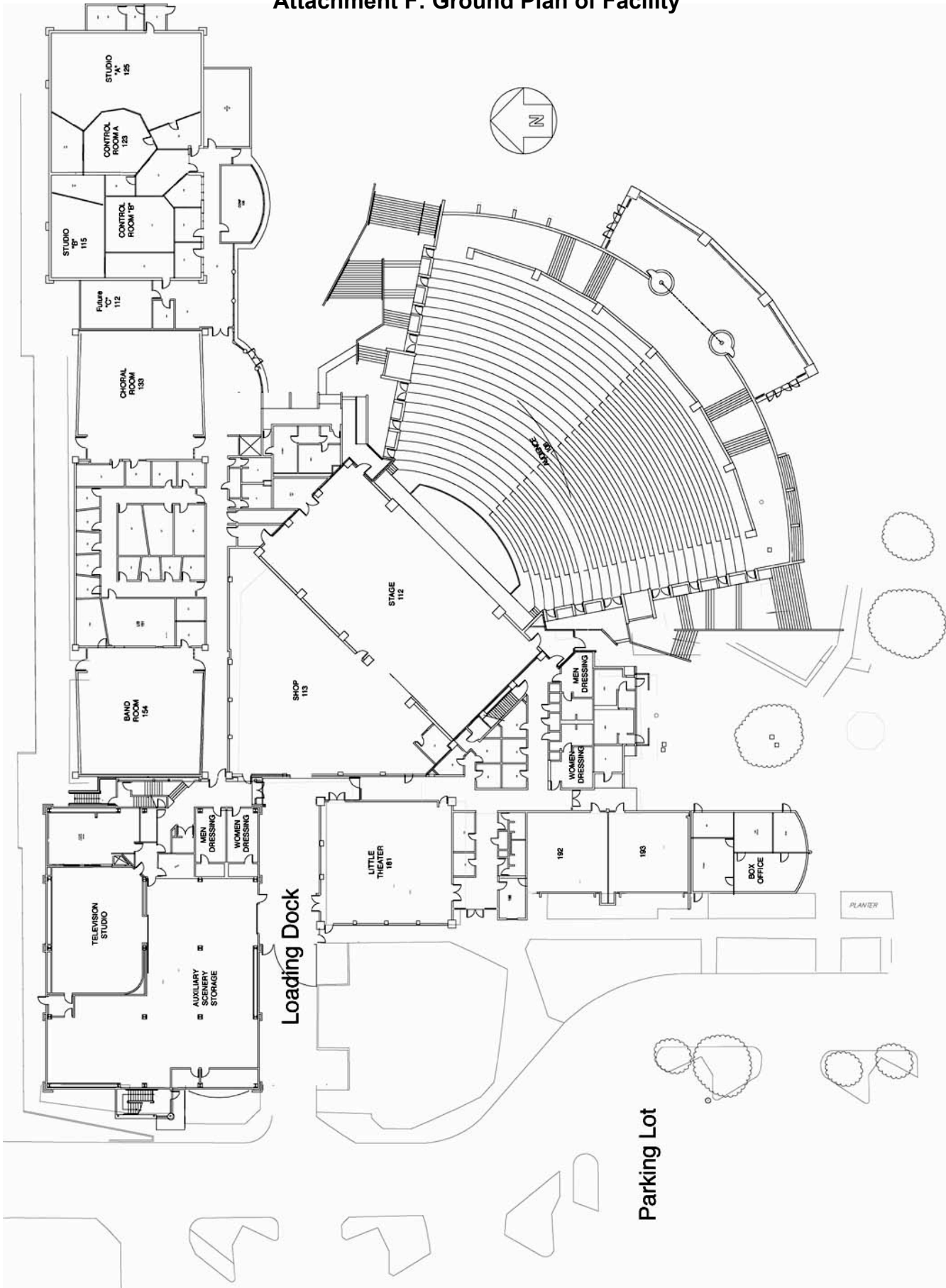
Line	Distance	Notes	Scenery/usage	Weight	Notes
1	0'-9 1/2"		House Main Drape	870 lbs	
2	1'-4 1/2"		<i>Border, black</i>	165 lbs	
X	1'-9 1/2"	Dead Hung Track	Legs		
3	2'-6"			180 lbs	
4	3'-0"				
5	4'-6"	Motorized	First electric		
6	6'-0"		<i>Movie screen 16'5"H x 27'5"W</i>	280 lbs	
7	6'-6"				
8	7'-6"	Orchestra Shell	Clouds 1	615 lbs	
9	8'-0"				
10	8'-6"		<i>Border, black</i>	165 lbs	
11	9'-0"				
12	9'-6"				
13	10'-0"		<i>Legs</i>	90 lbs	
14	11'-6"	Motorized	Second electric		
15	13'-2"				
16	14'-0"		<i>Flat Black</i>	285 lbs	
17	14'-6"				
18	15'-6"	Orchestra Shell	Clouds 2	900 lbs	
19	16'-6"				
20	17'-0"				
21	17'-6"				
22	18'-0"		<i>Border, black</i>	165 lbs	
23	18'-6"		<i>Legs</i>	90 lbs	
24	20'-6"	Motorized	Third electric		
25	X		Stage right electric (ladder)		
26	X		Stage right masking torm	60 lbs	
27	22'-6"				
28	23'-6"	Track	<i>Black Velour Traveler</i>	570 lbs	
29	X		Stage left electric (ladder)		
30	X		Stage left masking torm	60 lbs	
31	24'-6"	Orchestra Shell	Clouds 3	810 lbs	
32	25'-6"				
33	26'-0"				
34	27'-0"		<i>Border, black</i>	165 lbs	
35	27'-6"		<i>Black Scrim</i>	90 lbs	
36	29'-0"		<i>Legs</i>	90 lbs	
37	29'-6"	Track, single pipe	<i>Back Velour Traveler</i>	570 lbs	
38	30'-0"				
39	31'-6"	Motorized	Fourth electric		
40	33'-0"		<i>RP Screen (stored) 15-7 H x</i>	180 lbs	
41	33'-6"				
42	35'-0"		<i>Legs</i>	105 Lbs	
43	36'-6"				
44	37'-0"		<i>Glitz: silver, single layer</i>	15 lbs	
45	37'-6"				
46	38'-0"		<i>White, filled Scrim</i>	180 lbs	
47	38'-6"		<i>Cyc, white</i>	270 lbs	
48	39'-0"		<i>Wind Guard, black duvetyn</i>	300 lbs	

Bold denotes permanent location

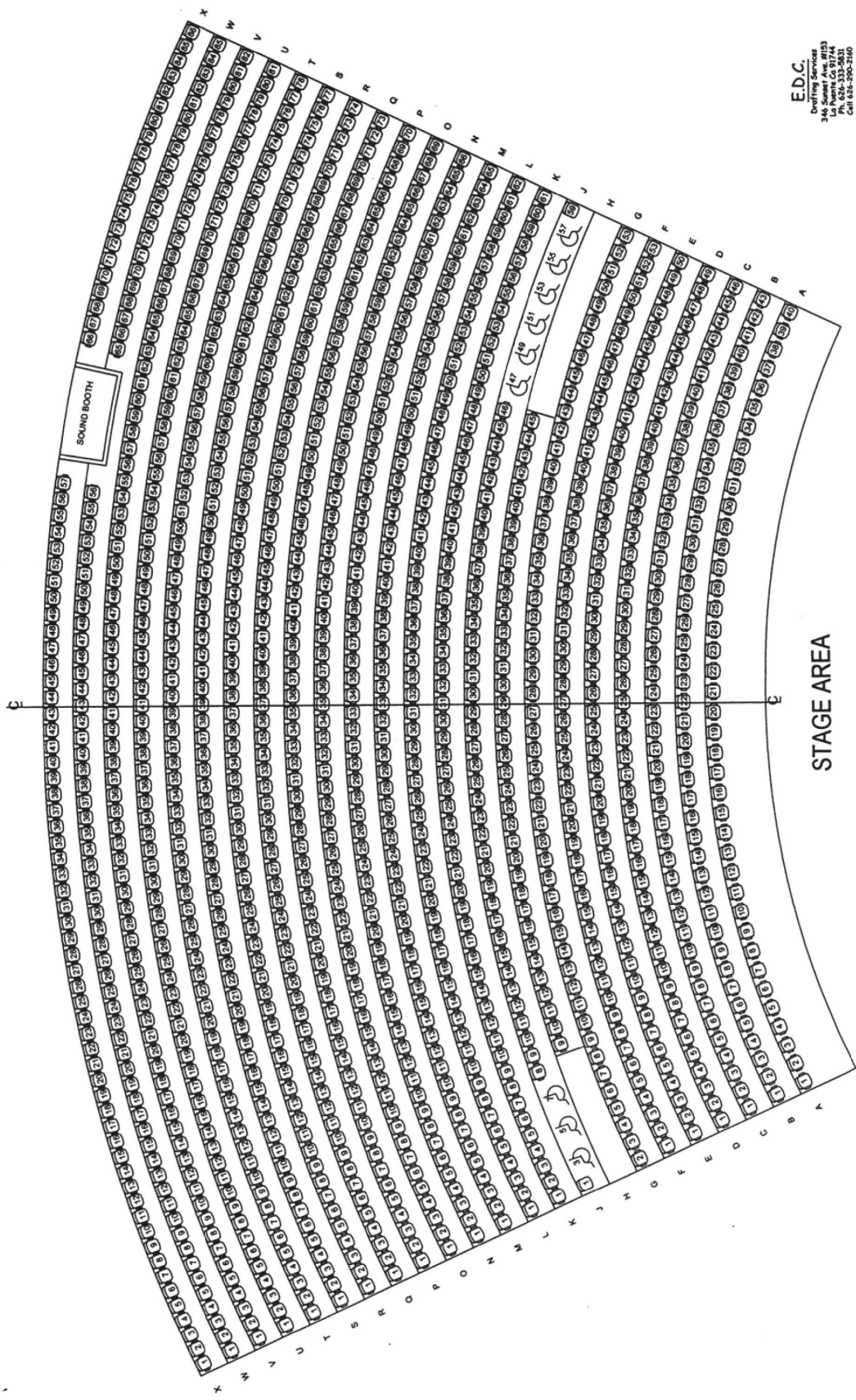
March 18 2015

Italic denotes standard position; variations can occur.

Attachment F: Ground Plan of Facility

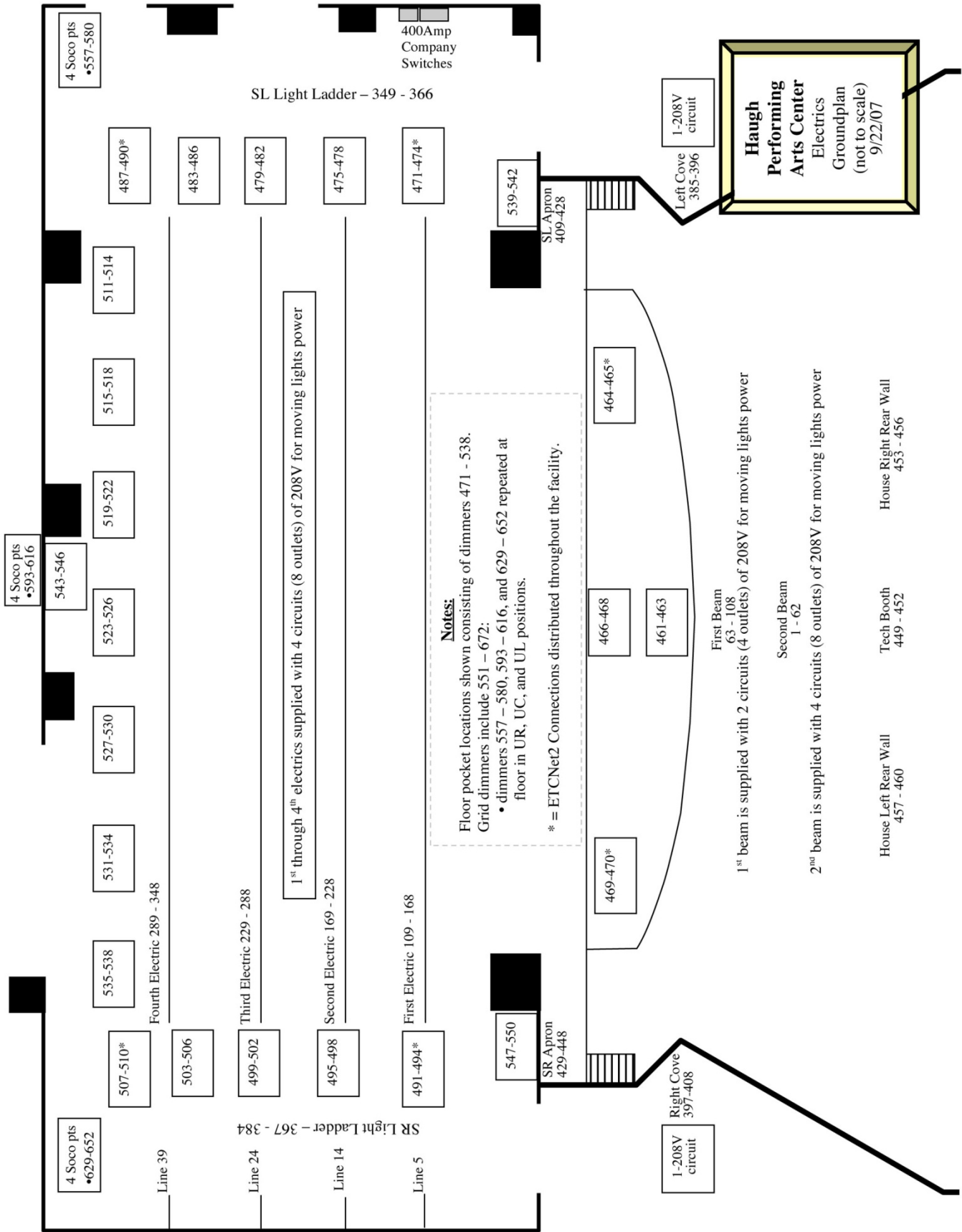


Attachment G: Seating Chart



EDC
Event Design Services
346 Sunset Ave. #123
La Puente, CA 91744
Tel: 626-255-8800
Cell: 626-255-7160

Attachment H: Circuit Chart



Haugh Performing Arts Center
Citrus College
Sound Layout

Playback/Rec
1-CD/USB Recorder
2-CD Players
1-CD/Media Player
2- iPod /MatchBox

Wireless Mics
16-HME TX550 (VHF)
12-Senn EM1031 (UHF)
4-Senn EW500 (UHF)
24-Shure UR1 (UHF)

EFX/Processing
TC M3000 Verb/FX
2, KT DN410 Para EQ
Rane RA27 RTA

Patch Panel
TTY Style
8-96 Chan bays

IR Assistive Listening Processor
IR Arrays

Left Center Right Line Arrays
Each with 10-SLS LS8800

Front Rows Fill
7-SLS US2403 (On the pit rail)

Subs
20-Bag End D10-IF6 (Below first beam)

House Amps and Processing
SoundWeb BLU 23, 80
Bag End INFRAMXB (Subs)
Lab.Gruppen NLB60E (Net)
Lab.Gruppen Amps

FOH Rack
18 Inputs
18 Outputs
4 AES inputs
4 AES Outputs
5 Processor cards
2 HDX cards

Stage Rack 1
40 Inputs
16 Outputs
8 AES input
8 AES Output

Stage Rack 2
48 Inputs
24 Outputs

FOH Mixer
Digidesign D Show Profile
96 (24x4)x8x4

3 Stage Plug-In Locations
Pro left, right, and upstage
Each has:
3-16 channel Mic Snake jacks
8 Individual Mic jacks
16-Monitor sends
Intercom
Digi Board Data lines
2- Ethernet

Orchestra Pit Plug-In
3-12 channel Mic Snake jacks
1-2 channel Monitor
Sends Snake jack
Intercom

Split
Jensen 48 Chan

Monitor Mixer
Ramsa S840
52X8X8 Matrix

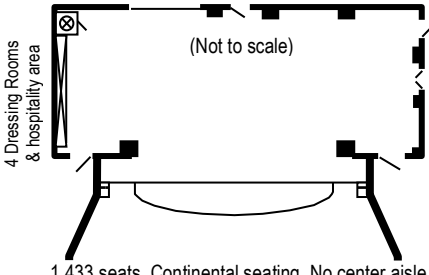
Aux Mixer
Mackie 16 x 2 x 2 (In Control Booth)

Up Stage
Stage Left
(In Sound Booth)

Drawn by Dan Vilter
9, February 2018
Revised 9, February 2018
Haugh Performing Arts Center



Attachment L: Tech Specs Quick Sheet

Citrus College	Haugh Performing Arts Center	Technical Specs – Quick Sheet
Stage:  <p>1,433 seats. Continental seating. No center aisle. There is no direct access from backstage to house seating area.</p>	<p>Stage Width: SR Locking Rail to SL wall 98' 7"</p> <p>Wing Space: SR (Prosc to Locking Rail) 20' 7"</p> <p>Stage Depth: SL (Prosc to SL wall) 23' 5"</p> <p>Proscenium: Plaster line to US wall 47' 8"</p> <p>Grid Height: Stage floor to grid deck 66' 8"</p> <p>Stage Height: Audience floor to stage floor 3' 4"</p> <p>Crossover depth: Behind wind guard to back wall 8' 8"</p> <p>Floor: Stage floor is 3" tongue and groove fir on sleepers. Apron and orchestra pit is 1" maple on cushioned sleepers. Entire floor is stained ebony with a satin varnish finish.</p> <p>NO FASTENERS ARE ALLOWED INTO THE DECK</p>	<p>Equipment</p> <p>40 Black Wenger padded orchestra chairs</p> <p>80 Stacking, blue-padded chairs</p> <p>40 Wenger Bravo black music stands</p> <p>30 Manhasset black music stands</p> <p>32 Orchestra stand lights, clip-on</p> <p>1 Conductor podium</p> <p>9 Wenger choral shell sections</p> <p>9 Wenger choral 3-step risers</p> <p>1 Full stage orchestra shell</p> <p>1 9' Steinway concert grand piano</p> <p>1 7' Yamaha conservatory grand piano</p> <p>8 6' Folding tables</p> <p>4 4' Folding tables</p> <p>Full set of Stage Right 4'x6' and 4'x8' Table Risers; 8", 16" & 24" heights, with black all-purpose or black carpeted decking.</p>

<p>Loading Dock: Loading area is at ground level, uncovered, with no elevated dock and no height restrictions for trucks.</p> <p>Approach to dock is from west side of facility, via a 14' wide, straight, drive.</p> <p>Loading dimensions: from loading dock to scene shop: 12' wide, 20' tall; from scene shop to stage: 19' 10" wide, 19' 7" tall.</p> <p>20A, 30A, & 50A shore power is available.</p>	<p>Orchestra Pit: Curved. Can comfortably hold 25-piece orchestra.</p> <p>Programmable hydraulic. Standard levels are: stage floor; audience floor; "trap" level (@ 6'4" below stage level); and <u>basement</u> (@ 13' below stage level). There is stairway access from basement to "trap" level for performances.</p> <p>Width: 54'</p> <p>Depth at C/L: 11' 9"</p> <p>Depth at sides: 3' 9"</p>
--	--

<p>Electrical</p> <p>Main feed: 1000A; 3-phase</p> <p>Company switches: 2. Each 120/280V, 3-phase.</p> <p>400A/leg; 400A Cam-lock or lug. Located SL.</p> <p>Dimmers: 672, 2.4K ETC Sensor, + house and works</p> <p>Control: 2 - MA Lighting GrandMa2. Located in control booth above rear of house and on stage left.</p> <p>With special arrangement: 1-Whole Hog 4; 2 - ETC EOS TI.</p> <p>Tech Table temporary location: Row M or S, ctr of House.</p> <p>Circuits: Dimmer per circuit; 672 2.4K dimmers. 20A stage pin connectors, Socopex receptacles, and moving light power locations (L6-20, 208V) distributed throughout facility.</p> <p>Stage Circuits:</p> <p>Overhead: 276 circuits</p> <p>Floor and wall connections: 162 circuits</p> <p>Grid (72 repeated US wall): 122 circuits</p> <p>FOH Circuits: 184 circuits</p> <p>FOH Throws:</p> <p>1st Beam: 32' @ 45° to front of apron</p> <p>2nd Beam: 38' @ 45° to front of pit</p> <p>Coves: 45' @ 30° bottom of cove to CL pro</p> <p>Luminaries:</p> <p>4 ea - ETC Source 4 ERS, 575 w (5&10°)</p> <p>81 - ETC Source Four Narrow ERS, 575 w (19°)</p> <p>51 - ETC Source Four ERS, 575 w (26°)</p> <p>28 - ETC Source Four ERS, 575 w (36°)</p> <p>24 - ETC Color Source PAR Indigo</p> <p>46 - Altman Med Flood PAR 64 can (count varies)</p> <p>52 - Altman Narrow spot PAR 64 can (" ")</p> <p>21 - ETC Lustr2 Fresnel</p> <p>14 - ETC Lustr2 Cyc</p> <p>28 - 8"-4" Altman 4 circuit MR16 Strips</p> <p>8- Altman, Far Cyc, 4 circuit, 1,000 W each</p> <p>Automated fixtures:</p> <p>16-Martin Mac 2K Profiles with standard gobos</p> <p>7 - Martin Mac 2K Washes</p> <p>Followspots:</p> <p>2 - Strong Supertrouper, 2,000 w xenon in tech booth.</p> <p>2 - Strong TrussTrouper, 1200 w HMI in 2nd beam.</p> <p>SFX: 2-Wildfire LT400F w/90° flood & DMX on/off; 1-LeMaitre G-300 Smoke Mach.; 1-Rosco 1900 Smoke Mach.; 2-ETC Little Blizzard Snow Mach.; 1-Radiance Hazer</p> <p>Gel: Rosco color media up to 3-digit numbered.</p> <p>Projectors: 3-Sanyo PLC XF35NL multimedia projectors, 1024 x 768 resolution, 6,500 lm; aligned, triple-stacked in projection booth.</p>	<p>Audio:</p> <p>Mixing position is in FOH, rear, 1/3 left of center.</p> <p>Console: AVID/Digidesign D-Show Profile configured with VENUE</p> <p>Pack Pro plug-in bundle, FOH rack, and 2- D-Show 48X24 stage racks; Windows Surface remote.</p> <p>Amps: 3-Lab.gruppen C20 & 5-FP10000Q/bp 2100W</p> <p>Speakers: L, R, & C arrays, consisting of:</p> <p>30 SLS LS8800 (Bi-amped); 10 each (L,C,R).</p> <p>20 Bag-end D10-IF6 subwoofers</p> <p>7 SLS US2403 front fills (along pit rail)</p> <p>Playback:</p> <p>1- iMac Mini w/QLab</p> <p>1- M-Audio M-Track Eight Interface</p> <p>1- Denon DNE635 Cueable CD Player with wired remote</p> <p>1- Tascam CD-01U Pro CD player</p> <p>1- Denon DN 501C CD/Media Player</p> <p>1- Denon DN 500R SD/USB Recorder/Player</p> <p>2- iPod/Computer I/O Connections (match box HD) balanced to mixing console.</p> <p>Microphones:</p> <p>10- Shure SM 57; 8- Shure SM 58; 4- Shure Beta 58A Super Cardioid; 2- Audio-Technica ATM 63; 7- AKG C451B, 8- CK1 heads, 1- CK22 head, 1- CK5 Head (1 spare head); 2- Sennheiser MKH 416 P48U3 Short shotgun 48v Phantom; 5- Sennheiser MD 421-II dynamic microphones; 5- AKG C414B/XLS 5 Pattern mic w/ shock mounts; 1- AKG D112; 1- Shure Beta 52A Cardioid; 4- Audio-Technica AT 871 Uni-Plates; 2- Shure 98 mics with drum mounts</p> <p>Wireless Microphones: (NOTE: Extra charge applies for rental users of wireless microphones).</p> <p>SHURE Axiom 48 channel system:</p> <p>48- AD1 Transmitters (G-57 Band; 470-616 mhz)</p> <p>12- AD2/SM58 Handheld Transmitters</p> <p>12- AD2/KSM98 Handheld Transmitters</p> <p>32- Countryman E6 Microphones</p> <p>10- DPA 4088F Microphones</p> <p>16- Shure WL50 Microphones</p> <p>16- Sennheiser MKE-2 Microphones</p> <p>1- Axiom Spectrum Manager</p> <p>8- Shure UR 24 lavs or handhelds (H4 Band; 518-578 mhz)</p> <p>Monitor equipment:</p> <p>Overhead: 8 - Apogee SSM Processed speakers on 1st & 2nd LX, w/ Crown Power Base amp & Apogee SSM-RV processor.</p> <p>Portable rackied Amplifiers: 2- QSC 1400 2-channel amplifiers; 2- QSC 400 2-channel amplifiers; 2- DBX 234 active crossovers.</p> <p>Monitors:</p> <p>8 - 12-15" two-way JBL or PAS cabinets;</p> <p>EAW monitor system with 12 discrete channels (processed) for 18- EAW SM200iH Bi-amped 2-way floor monitors; Apogee processed system (4 channel) with 7 cabinets; call TD for specific details.</p> <p>Misc:</p> <p>XLR cables - 5-50' lengths; Speakon monitor cable 15-100'; Rapco, Whirlwind, ProCo Contryman and Barcus Berry DI's; Assorted Black tripod stands and booms.</p>	<p>Rigging</p> <p>Locking rail is Stage Right. Lines are Stage-set X.</p> <p>48 line sets (44 parallel to proscenium)</p> <p>Grid height: 66' 8" above stage floor</p> <p>Batten length is: 61'</p> <p>Batten travel is: 56' 0"</p> <p>Batten low trim: 3' 4"</p> <p>Batten high trim: 59' 4"</p> <p>Battens are: double truss, 1 1/2" pipe</p> <p>Battens have: 6 lift lines</p> <p>Batten empty wt: 330 lbs.</p> <p>Arbor capacity: 1440 lbs.</p> <p>Electrics are: motorized (1 hp motor)</p> <p>Repertory Line Set Schedule</p> <p>(bold denotes permanent location)</p> <p>Unlisted bottom numbers are typically clear for scenery</p> <table> <tr> <th>Line #</th><th>Item</th><th>Distance from pro</th></tr> <tr> <td>1</td><td>House main</td><td>0'-9 1/2"</td></tr> <tr> <td>2</td><td>Border, black</td><td>1'-4 1/2"</td></tr> <tr> <td>X</td><td>Dead hung legs, black</td><td>1'-9 1/2"</td></tr> <tr> <td>5</td><td>First Electric</td><td>4'-6"</td></tr> <tr> <td>6</td><td>Movie screen</td><td>6'-0"</td></tr> <tr> <td>8</td><td>Orch. shell ceiling</td><td>7'-6"</td></tr> <tr> <td>10</td><td>Border, black</td><td>8'-6"</td></tr> <tr> <td>13</td><td>Legs, black</td><td>10'-0"</td></tr> <tr> <td>14</td><td>Second Electric</td><td>11'-6"</td></tr> <tr> <td>16</td><td>Flat Black</td><td>14'-0"</td></tr> <tr> <td>18</td><td>Orch. shell ceiling</td><td>15'-6"</td></tr> <tr> <td>22</td><td>Border, black</td><td>18'-0"</td></tr> <tr> <td>23</td><td>Legs, black</td><td>8'-6"</td></tr> <tr> <td>24</td><td>Third Electric</td><td>20'-6"</td></tr> <tr> <td>25</td><td>SR Electric Ladder</td><td>n/a</td></tr> <tr> <td>26</td><td>SR torm, black</td><td>n/a</td></tr> <tr> <td>28</td><td>Traveler, full, black</td><td>23'-6"</td></tr> <tr> <td>29</td><td>SL Electric Ladder</td><td>n/a</td></tr> <tr> <td>30</td><td>SL torm, black</td><td>n/a</td></tr> <tr> <td>31</td><td>Orch. shell ceiling</td><td>24'-6"</td></tr> <tr> <td>34</td><td>Border, black</td><td>27'-0"</td></tr> <tr> <td>35</td><td>Scrim, black</td><td>27'-6"</td></tr> <tr> <td>36</td><td>Legs, black</td><td>29'-0"</td></tr> <tr> <td>37</td><td>Traveler, full, black</td><td>29'-6"</td></tr> <tr> <td>39</td><td>Fourth Electric</td><td>31'-6"</td></tr> <tr> <td>40</td><td>RP screen stored</td><td>33'-0"</td></tr> <tr> <td>42</td><td>Legs, black</td><td>35'-0"</td></tr> <tr> <td>44</td><td>Silver glitz shimmer</td><td>37'-0"</td></tr> <tr> <td>46</td><td>Filled Scrim, white</td><td>38'-0"</td></tr> <tr> <td>47</td><td>Cyclorama, white</td><td>38'-6"</td></tr> <tr> <td>48</td><td>Wind Guard, black</td><td>39'-0"</td></tr> </table>	Line #	Item	Distance from pro	1	House main	0'-9 1/2"	2	Border, black	1'-4 1/2"	X	Dead hung legs, black	1'-9 1/2"	5	First Electric	4'-6"	6	Movie screen	6'-0"	8	Orch. shell ceiling	7'-6"	10	Border, black	8'-6"	13	Legs, black	10'-0"	14	Second Electric	11'-6"	16	Flat Black	14'-0"	18	Orch. shell ceiling	15'-6"	22	Border, black	18'-0"	23	Legs, black	8'-6"	24	Third Electric	20'-6"	25	SR Electric Ladder	n/a	26	SR torm, black	n/a	28	Traveler, full, black	23'-6"	29	SL Electric Ladder	n/a	30	SL torm, black	n/a	31	Orch. shell ceiling	24'-6"	34	Border, black	27'-0"	35	Scrim, black	27'-6"	36	Legs, black	29'-0"	37	Traveler, full, black	29'-6"	39	Fourth Electric	31'-6"	40	RP screen stored	33'-0"	42	Legs, black	35'-0"	44	Silver glitz shimmer	37'-0"	46	Filled Scrim, white	38'-0"	47	Cyclorama, white	38'-6"	48	Wind Guard, black	39'-0"
Line #	Item	Distance from pro																																																																																																
1	House main	0'-9 1/2"																																																																																																
2	Border, black	1'-4 1/2"																																																																																																
X	Dead hung legs, black	1'-9 1/2"																																																																																																
5	First Electric	4'-6"																																																																																																
6	Movie screen	6'-0"																																																																																																
8	Orch. shell ceiling	7'-6"																																																																																																
10	Border, black	8'-6"																																																																																																
13	Legs, black	10'-0"																																																																																																
14	Second Electric	11'-6"																																																																																																
16	Flat Black	14'-0"																																																																																																
18	Orch. shell ceiling	15'-6"																																																																																																
22	Border, black	18'-0"																																																																																																
23	Legs, black	8'-6"																																																																																																
24	Third Electric	20'-6"																																																																																																
25	SR Electric Ladder	n/a																																																																																																
26	SR torm, black	n/a																																																																																																
28	Traveler, full, black	23'-6"																																																																																																
29	SL Electric Ladder	n/a																																																																																																
30	SL torm, black	n/a																																																																																																
31	Orch. shell ceiling	24'-6"																																																																																																
34	Border, black	27'-0"																																																																																																
35	Scrim, black	27'-6"																																																																																																
36	Legs, black	29'-0"																																																																																																
37	Traveler, full, black	29'-6"																																																																																																
39	Fourth Electric	31'-6"																																																																																																
40	RP screen stored	33'-0"																																																																																																
42	Legs, black	35'-0"																																																																																																
44	Silver glitz shimmer	37'-0"																																																																																																
46	Filled Scrim, white	38'-0"																																																																																																
47	Cyclorama, white	38'-6"																																																																																																
48	Wind Guard, black	39'-0"																																																																																																

Technical Director: Dan Vitler 626-852-8049
 dvitler@citruscollege.edu
 Stage Manager: Karen Taulbee 626-852-8050
 ktaulbee@citruscollege.edu
 Updated: 09/18

EXTERIOR PHOTOS



Main Lobby Entrance Into
Haugh Performing Arts Center


Backstage Entrance,
Accessible Entrance into
House



A
Load in Area



Box Office



INTERIOR PHOTOS



House Interior,
From House Left

Stage View



House Interior,
View from Stage